



2023 THE YEAR END REPORT



OUR VISION

We are **BUILDING STRONG FAMILIES**.
Our Vision Strategy is that:

- ✔ **FAMILIES** are becoming strong and ministry minded.
- ✔ **SPOUSES** are learning to be a strong team.
- ✔ **PARENTS** are becoming influential leaders of their children.
- ✔ **CHILDREN** are becoming arrows in the hands of warriors.
- ✔ **SINGLES** are preparing themselves to be their best.
- ✔ **EMPTY NESTERS** are investing their experience to disciple younger families.



OUR MISSION

We are **MAKING DISCIPLE MAKERS**.
How Mission Strategy is to help people:

- ✔ Find where they **BELONG**
- ✔ Bring their **BELIEFS** in line with the Word
- ✔ **BECOME** the disciple God made them to be.

Acts 2:41-47 - "Then those who gladly received his word were baptized; and that day about three thousand souls were added to them. And they continued steadfastly in the apostles' doctrine and fellowship, in the breaking of bread, and in prayers. Then fear came upon every soul, and many wonders and signs were done through the apostles. Now all who believed were together, and had all things in common, and sold their possessions and goods, and divided them among all, as anyone had need. So continuing daily with one accord in the temple, and breaking bread from house to house, they ate their food with gladness and simplicity of heart, praising God and having favor with all the people. And the Lord added to the church daily those who were being saved."



Because of your gifts, your prayers, your presence, your service, and your witness, 2023 was a beautiful year of grace at Living Word Family Church.

Grace is defined as "love that cares, stoops and rescues." It is a servant's love that is not looking for a return on investment, but how blessed we are when we engage in those relationships where Christ transforms.

As God has given us grace to stoop, care and rescue, we have witnessed lives being transformed in our community and beyond. Behind the numbers in this report are real people with names and hearts and stories, and together we have been able to make a huge impact.

May we be inspired to continue growing in grace and may our growing generosity expand our witness for Christ.

*Micah & Melissa
Caronna*

Pastors Micah and Melissa Caronna

SERVICE STATS

SERVICE STATS

34% ↑



548

Average Weekend Attendance for Physical Services



196

Messages Taught

58% ↑



914

Newcomers



459

Worship Songs Sang



673

Prayer Requests turned in for Staff Prayer

ONLINE STATS



66

Average Weekly Households Attending Online



104

Hours of Online Services Released



41,756

Minutes viewed on Facebook



16,360

Views on YouTube

BUILDING STRONG FAMILY STATS

48% ↑



30

Youth Average Weekly Attendance



81

Children's Ministry average Weekly Attendance



80

Attending 6 Stong Family Focused meetups



9

Coaches spent 210 hours coaching 39 people from 19 families

DISCIPLESHIP STATS

58% ↑



914

New Comers In-person Services

57% ↑



47

Took the Next Step of Baptism



281

Ministry Volunteers



608

Families Gave 8,714 Individual Financial Contributions



140

Families Financially Supported the Grace Initiative

MEETUPS STATS

66% ↑



66

Active MeetUp Groups

14% ↑



704

Active Participants

OUTREACH STATS TO FAMILIES



47,500

Meals Provided & Served
to the Community
January-October



600

Thanksgiving
Family Meal Boxes
Provided



817

Families Received
Christmas Meals/
Toy Packages



Local Prison Ministry - Provided Meals for families, hygiene kits and shoes for men.



110 Orphans Adopted in India - **Meals, Books, Uniforms and Hygiene Items**



Provided Leadership
Training for local pastors
in the Panama Islands.



Local Missions - Raleigh
Dream Center Missions
Sponsorship for 10 Youth.

STUDIO STATS

- ✔ Living Word Studios Filmed its **7th Feature Film** and Began Writing its **8th!**
- ✔ Volunteer Cast & Crew: 240 People
- ✔ Living Word Studio's Films have been Viewed Well Over **100 Million Times** Across the Globe
- ✔ Just a couple testimonials from many:

“This movie was so impactful and truly shows the nature of forgiveness and how we should never give up on people and the relationships we have. The production quality was excellent and the humor was so funny. A must for the whole family to see.”

“This film allows us to see that choosing to forgive others, and even ourselves, will empower us to freely move forward into the destiny that God has for our lives!”

Customer reviews

★★★★☆ 4.4 out of 5



Amazing Gracie

by Sarah Lejeune

STAFF STATS



Staff Longevity of **1 to 29 years** with an average of **13 years** per staff member

2023 FINANCIALS

INCOME

\$2,054,670

- ✓ \$1,801,963 - Tithes & Offerings (UP 10% over 2022)
- ✓ \$182,701 - Grace Initiative, Projects & Studios
- ✓ \$70,006 - MISC (rentals, sales, etc) Funds

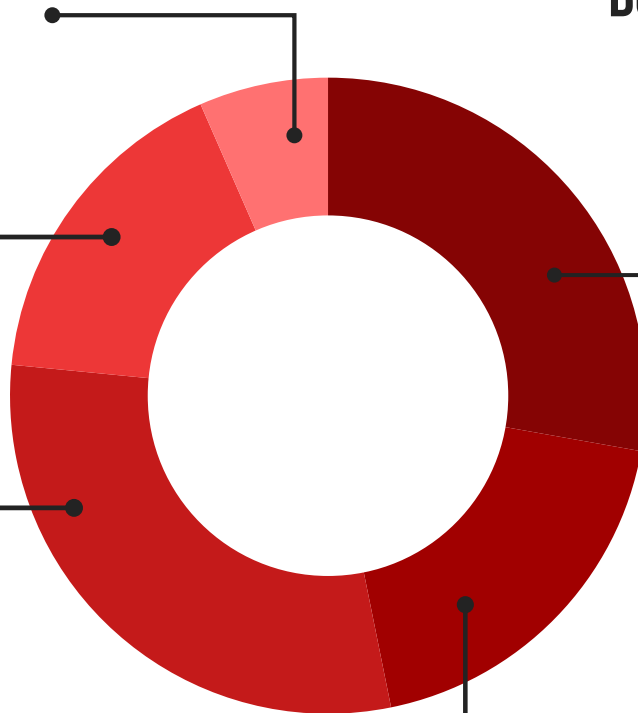
**CAPITAL
PROJECTS LIST**
6% - \$131,895

MINISTRIES
17% - \$597,233

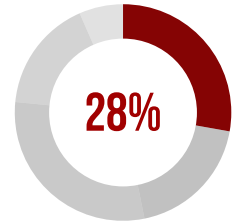
GRACE INITIATIVE
30% - \$339,218

BUILDING EXPENSES
28% - \$558,347

CENTRAL SERVICES
19% - \$382,281



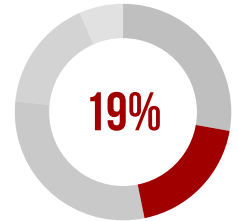
BUILDING EXPENSES



\$558,347

- ✔ \$62,900 - Utilities
- ✔ \$98,109 - Building Care
- ✔ \$6,599 - Decor Design
- ✔ \$390,739 - Building Expense

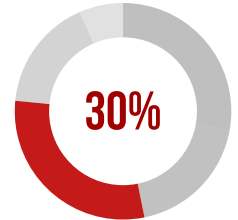
CENTRAL SERVICES



\$382,281

- ✔ \$24,839 - Sales and Use Tax
- ✔ \$4,743 - Vehicle Tax / Maintenance Expense
- ✔ \$203,068 - Office Expense
- ✔ \$79,956 - IT/TECH Expense
- ✔ \$52,913 - Security Expense
- ✔ \$16,762 - Series Expense

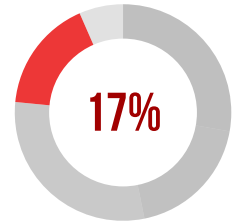
MINISTRIES



\$597,233

- ✔ \$84,237 - Children's Ministry Expense
- ✔ \$69,340 - First Impressions / Volunteer Central / Growth Track Ministry
- ✔ \$59,730 - Media Ministry
- ✔ \$56,911 - Worship Arts
- ✔ \$63,113 - Youth Ministry
- ✔ \$24,867 - Congregational Care
- ✔ \$46,484 - Events (Easter, S@LW, Family Fest, C@TM, Christmas Season)
- ✔ \$499 - Sisterhood
- ✔ \$1,069 - Bookstore / Cafe
- ✔ \$24,041 - Meetups
- ✔ \$22,729 - Coaching Team Support
- ✔ \$55,136 - Leadership Expense
- ✔ \$89,077 - Service Experience

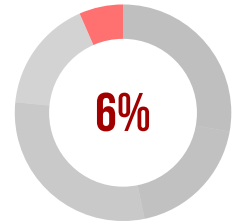
GRACE INITIATIVE



\$339,218

- ✓ \$86,972 - Studios Expense
- ✓ \$104,961 - Communications Expense (Digital Outreach)
- ✓ \$96,838 - Local Outreach Expense
- ✓ \$50,447 - Missions Expense

CAPITAL PROJECTS LIST



\$131,895

- ✓ \$23,494 - Building Care
- ✓ \$1,045 - Storage Design
- ✓ \$44,211 - Building Expense
- ✓ \$4,096 - IT/Tech
- ✓ \$1,050 - Giving
- ✓ \$5,364 - Security
- ✓ \$3,251 - Children's Ministry
- ✓ \$485 - First Impressions Ministry
- ✓ \$33,923 - Media
- ✓ \$5,482 - Youth
- ✓ \$556 - Events
- ✓ \$203,068 - Office Expense

TOTAL EXPENSES

\$2,008,974

NET INCOME

\$45,696